

# LIVESTOCK HEALTH & IDENTIFICATION

## GENERAL REQUIREMENTS

**CHECK-IN:** All animals will be officially checked in by the species superintendent. Written information will be taken on each animal's **official ID and/or health requirements. Animals without proper identification or presenting health conditions will not be allowed to remain at the fair. Exhibitors should have information ready for their superintendents upon arrival.**

**CHECK-IN INFO:** Exhibitor name, Exhibitor phone number, Official identification information for *EACH* animal.

**HEALTH:** NO animal may enter, or be at a public exhibition, that is showing clinical signs of any infections, contagious or communicable disease. An official veterinarian will examine all animals at the fair.

**IDENTIFICATION:** Animals must have proper identification outlined by the Minnesota Board of Animal Health. Exhibitors are responsible for **officially identifying** their animals **before bringing them to the fair.** Additionally, anyone placing official ID in livestock must keep records. These rules provide better protection of animals and people at the fair by enabling the Board to more quickly locate potentially affected animals during a disease event. **See the following pages for proper identification.**

*\*Exhibitors may obtain free official ID by calling the Board or ordering online. Listing of acceptable official ID is available at [www.bah.state.mn.us/exhibitions](http://www.bah.state.mn.us/exhibitions)*

**OUT-STATE:** All out-of-state animals must meet Minnesota importation requirements for their species.

### MINNESOTA BOARD OF ANIMAL HEALTH:

**ADDRESS:** 625 North Robert St., St. Paul, MN 55107

**PHONE:** 651-296-2942

**EMAIL:** [animalhealth@state.mn.us](mailto:animalhealth@state.mn.us)

## ANIMAL ARRIVAL

**ARRIVAL:** All livestock may begin arriving on Wed., July 29. All Open Class and FFA livestock must be in place by 7:00 AM on Thurs., July 30.

**\*Open Class & FFA Goats** by 5:00 PM on Wed.

**\*Open Class & FFA Swine** by 7:30 PM on Wed.

**\*4-H and FFA Children's Barnyard livestock have different arrival deadlines (see page 21).**

**DEPART:** All livestock (except dairy and sheep) may begin leaving the fair on **Sunday at 6:00 PM.** Dairy and sheep may depart starting at **6:30 PM.**

## HERDSMANSHIP

**DISPLAY:** The Fair Board urges all 4-H, FFA, and Open Class exhibitors to have stalls and pens neat and clean for fair guests. A few decorations in your exhibit will also make

the barn more attractive and fun for visitors to see. **\*No Herdsmanship contest will be held this year**

## PARKING INFORMATION

**TRAILERS:** Trailers must enter through North Gate, and exit through either South or Northwest Gates (see map).

**Trailers can park behind East side of the Grandstand (follow gravel road back to the end and park behind Sheriff's Building in mowed area.)**

**VEHICLES:** You may purchase a parking permit for \$30, which allows you to park inside the fairgrounds during the fair. **\*Limited quantities. Sold online and can be picked up starting at noon on Wed., July 29. First come, first served.**

**CAMPERS:** Camper passes are available for \$125 (no power). You must park in designated camper area (see map). **\*Limited number available. First come, first served.**

**ONLINE PASSES:** [meekerfair.com/category/passes](http://meekerfair.com/category/passes)  
(camping, parking, season gate passes)

## SHOWING RULES

**PREREGISTER:** **All OPEN CLASS and FFA animals must PREREGISTER** in order to be eligible for premiums  
**Late registrations will NOT be accepted!**

**4-H PREMIUMS:** To earn premium, 4-H animals must be either 1) Housed at the Fair, or 2) 4-Her must submit an informational sign/poster about their animal for display. \*Dogs, and Pet Show animals will be exempt from rule, as housing is not available for these species.

**MULTIPLE SHOWS:** The same animal may be shown in FFA and Open Class, or 4-H and Open Class, but it cannot be shown in both 4-H and FFA.

**\*4-H animals must earn a blue ribbon in the 4-H show in order to participate in the Open Show**

## SPECIFIC SPECIES RULES

**CATS:** Must be accompanied by a certificate of rabies vaccination issued by a licensed veterinarian. They must also have trimmed nails (front and rear).

### CATTLE:

**\*Check with MN BOARD OF ANIMAL HEALTH for latest H5N1 REQUIREMENTS/GUIDELINES for CATTLE:**  
<https://www.bah.state.mn.us/exhibitions/>

**CATTLE** (continued on next page)

**CATTLE** (continued from previous page)

Tags applied on or after November 5, 2024 must be visually AND electronically readable. Official ID may not be removed from an animal once it is applied. Cattle must be officially identified **prior to exhibition** with one of the following:

1. **If applied on or after Nov. 5, 2024:**

Animal Identification Number (AIN) System

- 15-digit tag beginning with “840” for the U.S.
- Visual or Radio Frequency Identification (RFID)



2. **If applied prior to Nov. 5, 2024:**

National Uniform Ear Tagging System (NUES)

- Tags beginning with the official state # - “41” for MN



or

Breed Registry Tattoos and Tags

- Acceptable for within-state movement if accompanied by documentation listing the breed registration number (also accepted for animals imported from Iowa, Missouri & South Dakota)
- Pending registrations are not acceptable.

**DOGS:** Dogs 4 months of age or older must have a certificate of rabies vaccination issued by a licensed veterinarian.

**GOATS & SHEEP:** Must be officially identified prior to exhibition with one of the following (*official ear tags must display the US shield*):

1. Flock Identification (ID) Tags

- Metal or plastic tag with flock ID number beginning with state abbreviation along with unique herd management number



2. Sheep/Goat Serial Tags

- Plastic or metal tab beginning with state abbreviation; eight characters total, last 4 or 5 numerical



3. AIN (Animal identification number) Tags

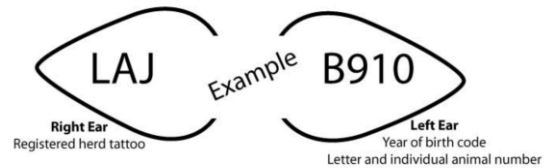
- Include 15 digits, beginning with “840” prefix
- Includes 4-H tags that have 15 digits, beginning with “840” prefix



4. Official Tattoos

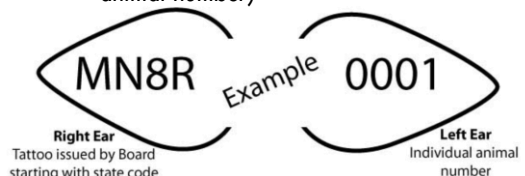
For any tattoo to be considered official, it must be legible **REGISTERED SHEEP/GOATS:**

- Breed registry tattoos that are recorded with a sheep or goat registry association
- Animal must be accompanied by a copy of the registration certificate



**NON-REGISTERED SHEEP/GOATS**

- State-approved tattoos that are recorded with state animal health officials
- Tattoo must include the state-approved prefix beginning with the state abbreviation and include a unique animal number
- Animal must be accompanied by either:
  - 1) A Board-issued document certifying the tattoo prefix is recorded with the Board
  - 2) For animals originating outside of MN, a Certificate of Veterinary Inspection which:
    - A) Certifies the tattoo prefix is assigned in the National Scrapie Database, and
    - B) Lists the flock ID number and the complete tattoo number (*including state prefix and animal number*)



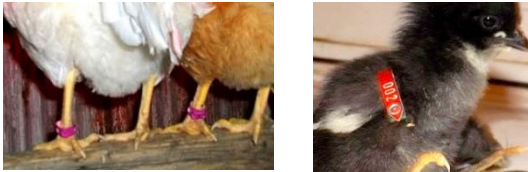
**More animals** (continued on next page)

**HORSES:** Horses, except suckling foals accompanying a negative dam, must be negative to an official equine infectious anemia (EIA) test conducted within 12 months prior to opening date of exhibition.

**POULTRY (chickens, turkeys, & gamebirds):**

All chickens, turkeys and game birds, except baby poultry, must be individually identified with a leg or wing band.

\*Ratities, waterfowl, pigeons and hatching eggs from these birds must meet the general requirements for exhibition.



Official ID must not be removed once applied.

\*Young poultry that are too small to band, can be exhibited as a group if the Hatchery Permit number or NPIP number is written on the cage.

**Poultry Testing Requirements**

1. All Chickens, turkeys, game birds, and hatching eggs from these birds must originate from a hatchery or breeding flock that is classified U.S. Pullorum-Typhoid Clean under NPIP or be negative to a pullorum-typhoid test within 90 days prior to the opening of the exhibition.
2. All poultry must be accompanied by a certificate or test chart that shows compliance with these requirements. Examples can be found on the MN Board of Animal Health website: <http://www.bah.state.mn.us/official-id/#poultry>
3. If a test chart is used to demonstrate compliance, the band number on the bird must match what is listed on the test chart.

**RABBITS:** All rabbits must be individually identified with a permanent ear tattoo.

\*Each rabbit must have a different tattoo number.



**SWINE:** Breeding and feeding swine must be officially identified prior to exhibition with one of the following:

1. National Uniform Ear Tagging System (NUES)

Plastic or metal tags beginning with the official state number – “41” for MN



2. Animal Identification Number (AIN) System

- 15-digit tag beginning with “840”, the U.S code
- Visual or Radio Frequency Identification (RFID)



3. Ear Notching, with Breed Registration

- Acceptable if accompanied by documentation listing the breed registration number – pending registrations are not acceptable

4. Slap or Ear Tattoos

- Acceptable for feeding swine only
- A tattoo (or tag) with a monitored herd number or state/national assigned premises number is acceptable

**OTHER SPECIES:** All domestic, exotic and wild mammals or birds that come from out-of-state for exhibition must be accompanied by a CVI. This includes, but is not limited to: llamas, alpacas, pigeons and hoof stock.

---

**QUESTIONS/ISSUES**

---

If you have a problem, or if you feel the rules are not being followed, present your questions or concerns to a livestock superintendent (see individual species pages for names).